



SOUTHWEST OKLAHOMA WIA ECONOMIC PROFILE

November 2009

The Southwestern Oklahoma Workforce Investment Area (SW WIA) is comprised of eight counties: Beckham, Custer, Greer, Harmon, Jackson, Kiowa, Roger Mills and Washita. This profile will provide an overview of population, employment, average wage, and commuting patterns specific to the Southwest Oklahoma WIA.

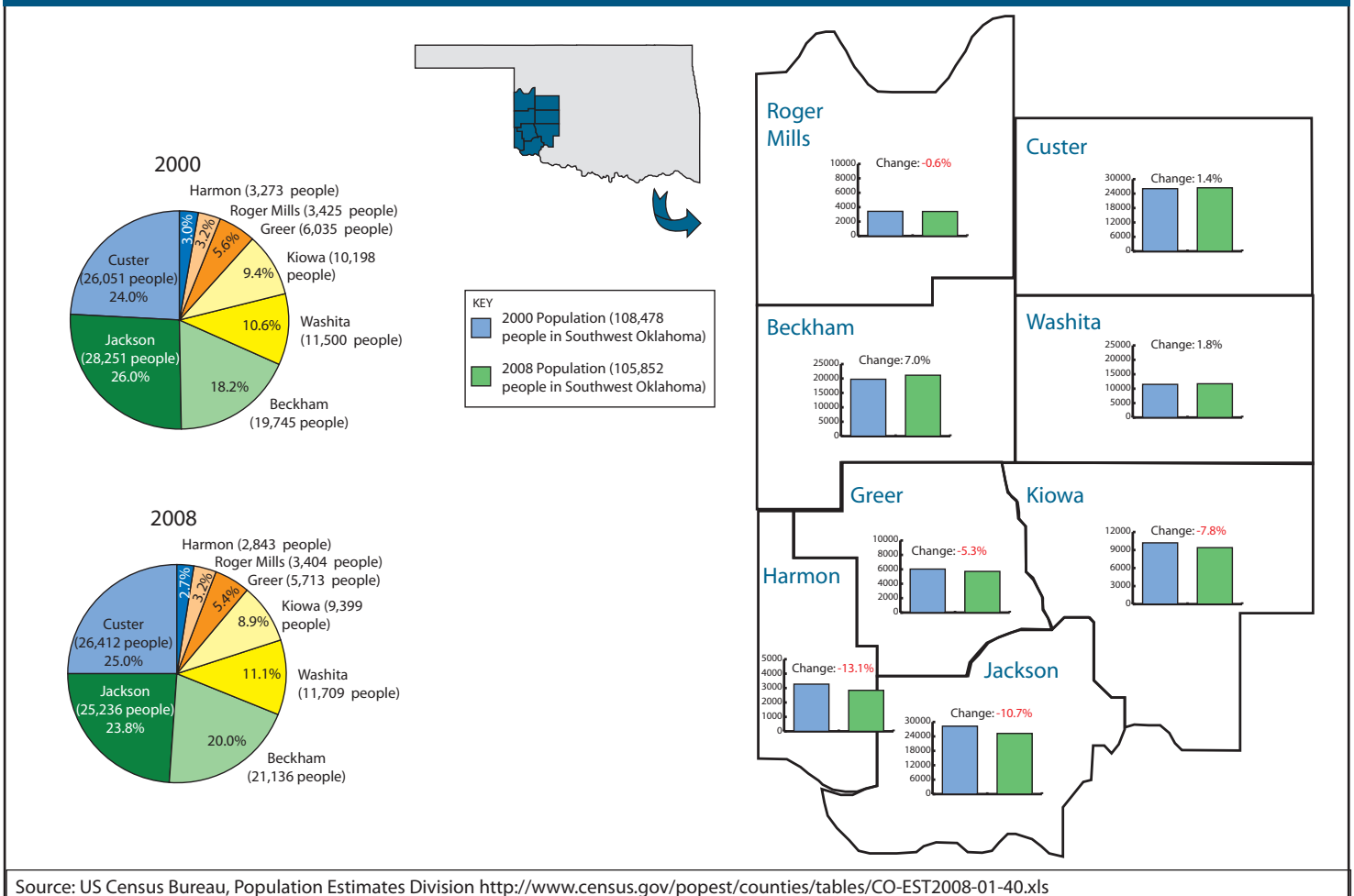
POPULATION

The accompanying graph and pie

charts relate county and regional population information from the last decennial census in 2000 to 2008. According to the Census Bureau, five of the region's eight counties incurred population losses since 2000 for an overall loss of 2,626 people. This corresponds to a -2.4% decrease for the SW WIA Region. Beckham (7.0%) and Custer (1.4%) counties managed the largest population gains while Jackson County (-10.7%) suffered the largest population

decrease. Oklahoma's state population grew 5.6% over the same 8-year time period. As illustrated in the 2008 pie chart, Beckham, Custer and Jackson are the largest counties in the SW WIA; combined they account for roughly 69% of the regional population. Jackson County has a large armed forces composition and some of the population decrease over the years can be attributed to deployments.

SOUTHWEST OKLAHOMA WIA POPULATION & DISTRIBUTION: 2000 - 2008



Source: US Census Bureau, Population Estimates Division <http://www.census.gov/popest/counties/tables/CO-EST2008-01-40.xls>

SECTOR EMPLOYMENT

The accompanying table relates sector employment totals and employment changes in Southwest Oklahoma between 2005 and 2009. Unlike the US Bureau of Labor Statistics reported employment figures, EMSI job estimates include data for non-employer establishments (partnerships and sole proprietorships), military staffing and agriculture employment.

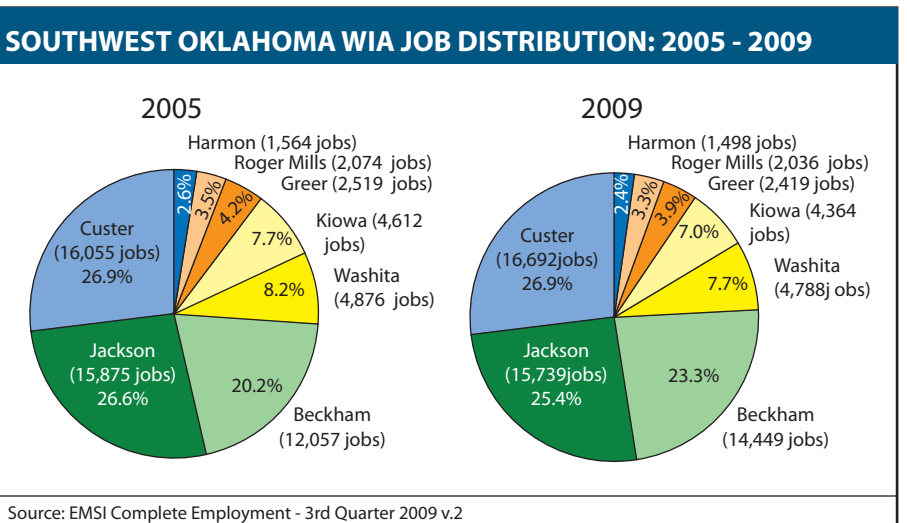
Despite an overall decrease in the population since 2000, industry employment has increased in the SW WIA between 2005 and 2009. Employment had a net growth of 2,351 jobs or 3.94%. The average worker across all industries earns approximately \$36,340 per annum with benefits. Larger industries such as Government, Agriculture, Manufacturing and Education Services experienced decreases in employment during the same period, which created a slight shift in the overall industry makeup of the SW WIA region.

Corresponding to the recent energy boom, sectors relating to Oil and Gas experienced employment growth. Mining had the largest increase, adding 841 jobs, while construction added close to 370 jobs. Many of these construction and mining jobs have transferrable skills to the fast emerging wind industry and this area is expected to continue growing through 2015, especially with major wind farms in such close range. It should be noted that Altus Air Force Base provides a boost to local employment and gives boost to the Aerospace and Defense industry. Fort Sill is not located in the SW WIA, but is also within close proximity to Altus.

Like the population, most of the jobs are located in Custer, Jackson and Beckham counties. They account for over 75% of the jobs in the region, up from 73% in 2005. With an increase of almost 2,400 jobs, Beckham County had a significant increase in employment between 2005 and 2009. Most these employment gains occurred in the Mining, Construction, and Administrative sectors.

SOUTHWEST OKLAHOMA WIA JOBS: 2005 - 2009					
NAICS	Sector	2005	2009	2005-2009 Change	% Change
11	Agr., Forestry, & Fishing	7,870	7,631	-239	-3.0%
21	Mining	2,673	3,514	841	31.5%
22	Utilities	234	259	25	10.9%
23	Construction	2,721	3,089	368	13.5%
31-33	Manufacturing	2,842	2,669	-174	-6.1%
42	Wholesale Trade	1,347	1,548	201	14.9%
44-45	Retail Trade	6,929	6,852	-77	-1.1%
48-49	Transp. & Warehousing	2,037	2,234	197	9.7%
51	Information	460	491	31	6.7%
52	Finance & Insurance	1,905	1,920	15	0.8%
53	Real Estate	1,571	1,917	346	22.0%
54	Professional & Scientific	1,561	1,530	-31	-2.0%
55	Management of Comp.	288	253	-34	-11.9%
56	Admin. & waste services	1,596	2,130	534	33.5%
61	Educational Services	630	548	-82	-13.0%
62	Health Care & Social Assist.	4,112	4,428	317	7.7%
71	Arts, Entertainment & Rec.	556	754	198	35.7%
72	Accommodation & Food Serv.	3,800	4,225	424	11.2%
81	Other Services	3,099	3,256	157	5.1%
90	Government	13,401	12,735	-666	-5.0%
	Total	59,633	61,984	2,351	3.9%

Source: EMSI Complete Employment - 3rd Quarter 2009 v.2



OCCUPATIONAL EMPLOYMENT

A bird's eye view of the SW WIA workforce shows that management occupations take up the highest percentage of jobs with one in every six workers employed in this area. Office and Administrative Support occupations follow, accounting for one in every eight worker. Technical and Professional occupations command the highest paying jobs, led by Architecture and Engineering occupations earning \$29.99/hr. There is also a high military presence with Altus Air Force Base in Jackson County. Military occupations earn approximately \$22.65/hr. Construction and Extraction occupations experienced the largest growth, totaling 642 of the 2,351 jobs added to the SW WIA between 2005 and 2009. Education, Training and Library occupations suffered the largest reduction, shedding 157 jobs during the same time period.

The SW WIA region is expected to add over 4,400 jobs by 2015 with the majority of the growth coming from Construction, Transportation, and Sales Related occupations. However, to get a more in depth picture of the occupational makeup of the SW WIA, the occupations will be broken down into three categories; Largest Employing Occupations, Highest Paying Occupations, and Fastest Growing Occupations.

SOUTHWEST OKLAHOMA WIA OCCUPATIONAL EMPLOYMENT					
SOC Code	Description	2005 Jobs	2009 Jobs	2015 Jobs	Current Avg Hourly Earnings
11-0000	Management occupations	10,004	10,081	10,440	\$14.79
43-0000	Office & administrative support occ.	7,284	7,450	7,858	\$11.65
41-0000	Sales and related occupations	6,274	6,459	6,929	\$11.45
35-0000	Food preparation and serving related occ.	4,020	4,409	4,796	\$7.80
47-0000	Construction and extraction occ.	3,364	4,006	4,580	\$16.00
53-0000	Transportation and material moving occ.	3,629	3,977	4,478	\$14.97
25-0000	Education, training, & library occ.	3,467	3,310	3,471	\$20.43
37-0000	Building, cleaning & maintenance occ.	2,301	2,559	2,887	\$8.70
51-0000	Production occupations	2,634	2,622	2,769	\$14.15
49-0000	Installation, maintenance, & repair occ.	2,307	2,455	2,684	\$15.68
29-0000	Healthcare practitioner occupations	2,064	2,333	2,583	\$22.73
55-0000	Military occupations	2,131	2,051	2,004	\$22.65
13-0000	Business & financial occupations	1,621	1,693	1,888	\$19.12
39-0000	Personal care & service occ.	1,652	1,625	1,690	\$8.23
33-0000	Protective service occupations	1,213	1,271	1,435	\$14.61
31-0000	Healthcare support occupations	1,187	1,189	1,220	\$9.84
21-0000	Community & social services occ.	896	932	1,018	\$13.39
45-0000	Farming, fishing, & forestry occ.	1,123	1,090	972	\$9.31
27-0000	Arts, entertainment, sports, & media occ.	942	898	893	\$11.35
17-0000	Architecture & engineering occupations	412	475	559	\$29.99
19-0000	Life, physical, & social science occ.	438	443	500	\$25.60
15-0000	Computer & mathematical occ.	388	368	419	\$27.86
23-0000	Legal occupations	283	290	329	\$22.92
Totals		59,633	61,984	66,403	\$14.26

Source: EMSI Complete Employment - 3rd Quarter 2009

SOUTHWEST OKLAHOMA WIA LARGEST EMPLOYING OCCUPATIONS						
SOC Code	Description	2005 Jobs	2009 Jobs	2015 Jobs	2005-2009 Change	2005-2009 % Change
11-9012	Farmers and ranchers	5,054	4,936	4,839	-118	-2%
55-9999	Military Operations	2,131	2,051	2,004	-80	-4%
41-2031	Retail salespersons	1,346	1,417	1,542	71	5%
41-2011	Cashiers, except gaming	1,360	1,396	1,420	36	3%
53-3032	Truck drivers, heavy and tractor-trailer	1,065	1,248	1,493	183	17%
11-9011	Farm, ranch & other agricultural managers	1,232	1,215	1,176	-17	-1%
35-3021	Combined food prep. & serving workers incl. fast food	1,067	1,175	1,298	108	10%
43-9061	Office clerks, general	1,078	1,109	1,201	31	3%
43-3031	Bookkeeping, accounting, and auditing clerks	988	1,045	1,133	57	6%
41-1011	First-line supervisors/mgrs. of retail sales workers	1,017	973	1,000	-44	-4%
37-2012	Maids and housekeeping cleaners	879	966	1,097	87	10%
43-6014	Secretaries, ex. legal, medical & executive	940	942	964	2	0%

Source: EMSI Complete Employment - 3rd Quarter 2009 v.2

LARGEST EMPLOYING OCCUPATIONS

The largest occupation groups in the region tend to be Farmers and Ranchers, the Military and Retail Salespersons. The military is not surprisingly one of the leading occupations in the SW WIA. Altus Air Force base located in Jackson County is taken into consideration.

In addition, there is a high concentration of meat processing and other agricultural manufacturing facilities that supply the growing restaurant and food service industries. In the retail industry, Cashiers, Retail Managers and Salespersons tend to be the dominant occupations in the SW WIA.

HIGHEST PAYING OCCUPATIONS

Physicians and surgeons command the highest wages making, \$55.12/hr. The Petroleum Engineers, Geoscientists and Engineer Managers are all oil and gas or wind related occupations making wages of at least \$35/hr. Air Traffic Controllers and Airline Pilots are no surprise considering the location of Altus Air Force Base; they earn close to \$37/hr. Most of the high paying occupations such as Education Administrators and Judges have little fluctuation in job counts, but

Petroleum Engineers, Geoscientists and Pharmacists appear to be growing more than other high paying occupations.

SOUTHWEST OKLAHOMA WIA HIGHEST PAYING OCCUPATIONS							
SOC Code	Description	2005 Jobs	2009 Jobs	2015 Jobs	2005-09 Change	2005-09 Change %	Current Avg Hrly. Earnings
29-1069	Physicians and surgeons	149	137	131	-12	-8%	\$55.12
29-1021	Dentists, general	27	33	31	6	22%	\$50.63
17-2171	Petroleum engineers	46	62	80	16	35%	\$49.26
23-1023	Judges, magistrate judges & magistrates	22	19	20	-3	-14%	\$40.58
11-9032	Education Admin., Elem. & Secondary school	120	115	117	-5	-4%	\$37.99
19-2042	Geoscientists, ex. hydrologists & geographers	31	38	50	7	23%	\$37.27
29-1051	Pharmacists	105	123	146	18	17%	\$36.95
53-2021	Air traffic controllers	27	31	37	4	15%	\$36.79
53-2011	Airline pilots, copilots & flight engineers	15	15	16	0	0%	\$36.68
15-1081	Network systems & data comm. analysts	37	40	50	3	8%	\$36.21
11-9041	Engineering managers	11	12	14	1	9%	\$35.01

Source: EMSI Complete Employment - 3rd Quarter 2009 v.2

FASTEST GROWING FUTURE OCCUPATIONS

Between 2005 and 2009, Oil and Gas or Mining jobs dominated the fastest growing occupations along with Service Unit Operators, Construction Managers, Roustabouts and Heavy Truck Drivers. Registered Nurses had the second highest occupational growth of close to 150 jobs. Registered Nurses are still projected to have the second highest occupation growth in the SW WIA by 2015.

Maids & Housekeeping Cleaners from the hotel industry, Combined Food Prep & Serving Workers from the restaurant industry, along with Retail Salespersons account for close to 380 of the 4,400 jobs expected to be added to the SW WIA region by 2015. Oil and Gas related occupations

also remained top growth jobs for the future, taking 1st, 6th and 8th spots and adding close to 450 jobs to SW WIA by 2015. It is not surprising to see that restaurants, hotels and retail outlets each have some of the fastest growing occupations directly linked to their industry.

SOUTHWEST OKLAHOMA WIA FASTEST GROWING FUTURE OCCUPATIONS						
SOC Code	Description	2009 Jobs	2015 Jobs	Projected Job Growth	Proj. Job Growth %	
53-3032	Truck drivers, heavy & tractor-trailor	1,248	1,493	245	20%	
29-1111	Registered nurses	579	712	133	23%	
37-2012	Maids & housekeeping cleaners	966	1,097	131	14%	
41-2031	Retail salespersons	1,417	1,542	125	9%	
35-3021	Combined food prep. & serving workers, incl. fast food	1,175	1,298	123	10%	
47-5013	Service unit operators, oil, gas & mining	447	555	108	24%	
11-9199	Managers, all other	603	709	106	18%	
47-1011	First-line supervisors/managers of construction trades & extraction workers	569	664	95	17%	
43-9061	Office clerks, general	1,109	1,201	92	8%	

Source: EMSI Complete Employment - 3rd Quarter 2009 v.2

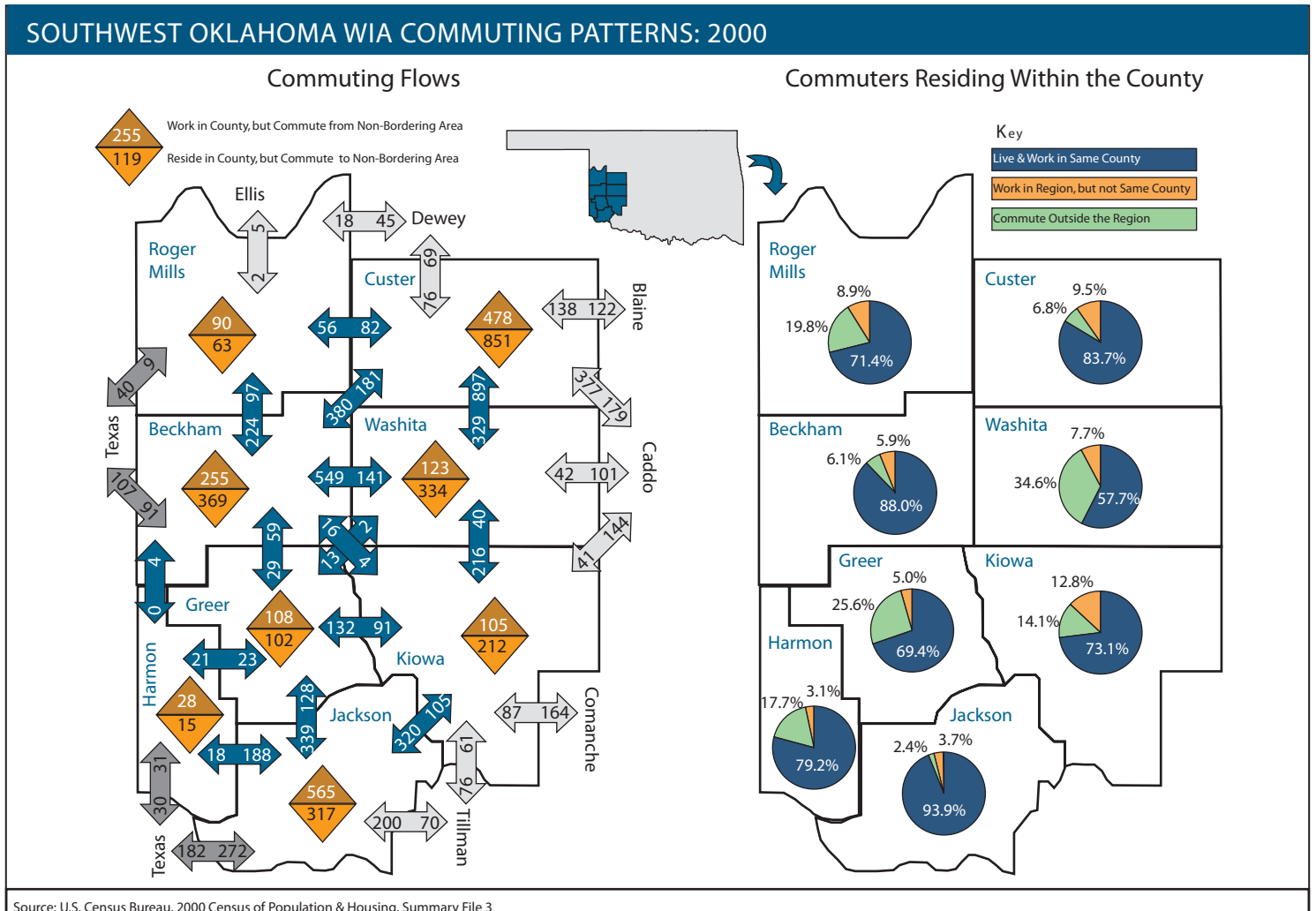
COMMUTING PATTERNS

In the graph below, the map on the right displays the percentages of a county's employed population that either (1) live and work in the same county, (2) work in the region, but not the same county as they reside, or (3) commute outside the region for employment. Jackson County leads the region in the percentage of workers remaining in the county for employment at 93.9%. Washita County has the lowest percentage of resident workers remaining in the county for employment at 57.7%, but the majority of workers that leave the county end up working within the SW WIA region, primarily to Custer County. Kiowa County has the highest percentage of workers (12.8%) that leave the WIA region for employment. Interestingly, most commuters that leave Kiowa County end up working in Jackson County. The commuters from Kiowa that travel outside the SW WIA region to work tend to be employed in Comanche and Caddo counties.

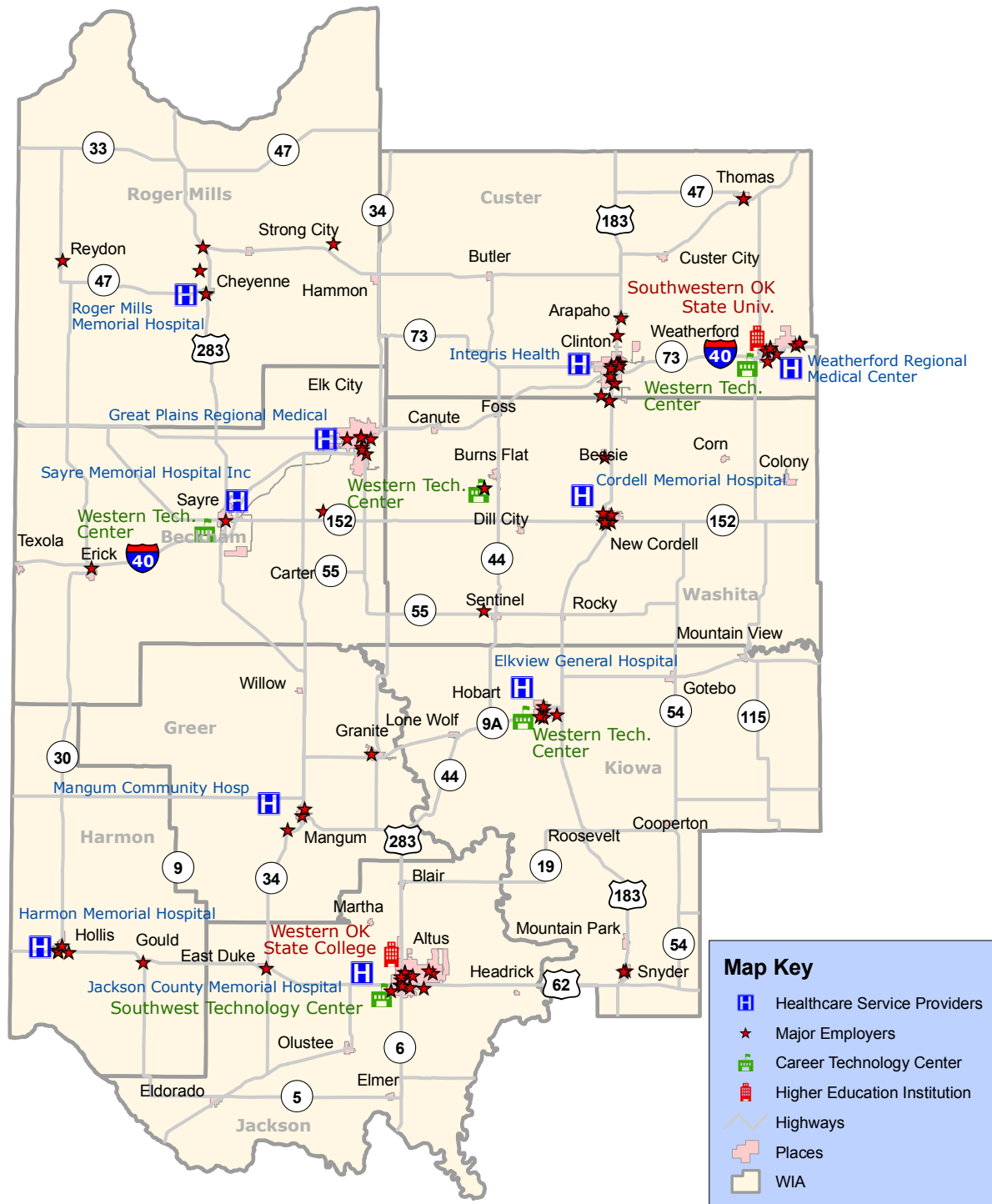
The map on the left displays the residents of one county who commute to a bordering county within the Southwest WIA. Commuting patterns within the region are highlighted in blue. The map also shows, highlighted in contrasting orange, commuters outside the region that travel to and from non-bordering areas of each county. Other areas are shaded in contrast gray to represent non-SW WIA and out-of-state commuters. Custer County has the highest number of commuters that travel from non-bordering counties to work in the county. Custer County also has the highest number of workers that leave the county to go work in a non-bordering area. The residents of Custer County that travel to non-bordering areas tend to travel to Oklahoma, Blaine and Canadian counties.

Custer County is the largest employment hub in the region with over 1,750 workers commuting into Custer County from bordering counties alone. Jackson County follows closely with over 1300 commuters from bordering areas.

Commuting patterns are based on Census 2000 data and may not reflect recent activities such as employment growth experienced in Beckham County. For more detail, including commuting to counties outside the region, please see the 2006 Demographic State of the State report, which may be viewed at www.okcommerce.gov/sos.



MAJOR EMPLOYERS IN THE SOUTHWEST OKLAHOMA WIA



Source: 2009 Oklahoma Directory of Manufacturers and processors, 2009 Oklahoma Major Employers report, OneSource online database. Oklahoma Colleges & Universities, Oklahoma State Regents For Higher Education, ESRI data & maps 2004
 Date map created: October 22, 2009.

SOUTHWEST OKLAHOMA WIA MAJOR MANUFACTURING EMPLOYERS

Company	City	NAICS	Employment Range	Product
Bar-S Foods Co	Altus	311612	500-600	Meat processing; poultry slaughtering & processing
Bar-S Foods Co	Clinton	311612	400-450	Meat processing; poultry processing
Superior Fabrication Inc	Elk City	332312	150-200	Steel fabricator
American Gypsum Co	Duke	327420	100-150	Manufactures gypsum products
Imation Corp	Weatherford	334613	100-150	Manufactures magnetic disks & drums, computer peripheral equipment
SKF USA Inc	Hobart	332991	100-150	Manufactures ball & roller bearings, gaskets, packing & sealing devices
Danlin Industries Corp	Thomas	324199	50-100	Manufactures chemicals & other products derived from coking
Mars Petcare US Inc	Clinton	311111	50-100	Manufactures dog & cat food & supplements
OK-1 Mfg Co Inc	Altus	339113	50-100	Manufactures abdominal supporters, braces & trusses
Weatherford International Inc	Elk City	333132	50-150	Manufactures oil & gas field machinery
W-W Manufacturing Co Inc	Thomas	333111	50-100	Manufactures cattle feeding, handling & watering equipment
Freightliner Specialty	Clinton	336111	25-50	Manufactures motor vehicles & car bodies
Mangum Brick Co Inc	Mangum	327121	25-50	Manufactures clay bricks; retails building products & materials
Security Metal Products Corp	Clinton	332321	25-50	Manufactures metal door or window sashes
WestOak Industries Inc	Erick	334419	25-50	Manufactures electronic circuits
Shinnery Ridge LLC	Cheyenne	424910	20-40	Wholesales animal feeds; manufactures animal feed
Harrison Gypsum Co	Bessie	327420	10-25	Manufactures gypsum products
Reddy Ice Corp	Clinton	312113	10-25	Manufactures ice
Ventura Refining	Thomas	324110	10-25	Manufactures refinery gas
Western Fibers Inc	Hollis	327993	10-25	Manufactures mineral wool insulation products

Source: 2010 Oklahoma Directory of Manufacturers and Processors

SOUTHWEST OKLAHOMA WIA MAJOR NON-MANUFACTURING EMPLOYERS

Company	City	NAICS	Employment Range	Product/Service
Beckham County				
Great Plains Regional Medical	Elk City	622110	325-375	Health care
North Fork Correctional Facility	Sayre	561210	325-375	Private prison
Elk City Public Schools	Elk City	611110	325-375	Education
Wal-Mart	Elk City	452910	200-250	Retail
Great Plains National Bank	Elk City	522110	150-200	Financial institution
City Of Elk City	Elk City	921110	100-150	Government
Bar-S Foods Co.	Elk City	493120	100-150	Distribution center
Hutchinson Oil Company Llc	Elk City	447110	100-150	Petroleum wholesaler
Sayre Memorial Hospital Inc	Sayre	622110	100-150	Health care
Integrated Production Services Llc	Elk City	211111	100-150	Oil and gas extraction
Cudd Pressure Control, Inc.	Elk City	213112	100-150	Support activities for oil & gas
Beckham County	Sayre	921110	100-150	Government
Custer County				
Southwestern Oklahoma State Univ.	Weatherford	611310	600-700	Education
Lucky Star Casino	Clinton	713210	300-350	Recreation
Weatherford Public Schools	Weatherford	611110	300-350	Education
Clinton Public Schools	Clinton	611110	300-350	Education
Integrus Health	Clinton	622110	200-250	Health care
Clinton Veterans Center	Clinton	623110	200-250	Residential facility
Elk Supply Co	Clinton	444110	150-200	Retail
Western Equipment Llc	Clinton	423820	150-200	Farm and garden wholesaler
Wal-Mart	Weatherford	452910	150-200	Retail
Weatherford Regional Medical Center	Weatherford	622110	150-200	Health care
B O P Ram-Block & Iron Rentals Inc	Weatherford	213112	100-150	Oil & gas services
Advanced Home Care Services Inc	Weatherford	621610	100-150	Health care
City of Clinton	Clinton	921110	100-150	Government
Custer County	Arapaho	921110	100-150	Government
City of Weatherford	Weatherford	921110	100-150	Government
BJ Services	Clinton	213112	100-150	Oil & gas services
Koch Oil Co	Weatherford	424720	100-150	Petroleum wholesaler
Greer County				
Oklahoma State Reformatory	Granite	922140	400-450	Correctional institution
Mangum Public Schools	Mangum	611110	100-150	Education
City of Mangum	Mangum	921110	50-100	Government
Mangum Community Hosp	Mangum	622110	50-100	Health care
Grace Living Centers-Mangum	Mangum	623110	50-100	Health care

SOUTHWEST OKLAHOMA WIA MAJOR NON-MANUFACTURING EMPLOYERS, Continued

Company	City	NAICS	Employment Range	Product/Service
Greer County	Mangum	921110	50-100	Government
Granite Independent Schools	Granite	611110	25-50	Education
Harmon County				
Harmon Memorial Hospital	Hollis	623110	100-150	Health care
Hollis Schools	Hollis	611110	50-100	Education
Stockmans Bank	Gould	522110	25-50	Financial institution
Hollis Livestock Commission	Hollis	424520	25-50	Livestock sales
Great Plains National Bank	Hollis	522110	25-50	Financial institution
Jackson County				
Altus Air Force Base	Altus AFB	928110	1,000-1,500	Fed. government installation
Jackson County Memorial Hospital	Altus	622110	700-800	Health care
Altus Public Schools	Altus	611110	600-650	Education
Wal-Mart	Altus	452910	400-450	Retail
City Of Altus	Altus	921110	250-300	Government
Western Oklahoma State College	Altus	611210	150-200	Education
Boeing Aerospace Operations	Altus AFB	611512	150-200	Support ops on the AFB
English Vlg Manor Nursing Home	Altus	623110	150-200	Health care
Southwest OK Community Action Agency	Altus	624410	100-150	Community & social services
Flight Safety Services Corporation	Altus	611512	100-150	Support ops on the AFB
McDonalds	Altus	722211	100-150	Retail
Long John Silvers	Altus	722211	50-100	Retail
Jackson County Memorial Hospital	Altus	921110	50-100	Government
Navajo School	Altus	611110	50-100	Education
Kiowa County				
Community Action Development Corp	Hobart	813212	200-250	Community & social services
Elkview General Hospital	Hobart	622110	200-250	Health care
Searchlight Center, Inc.	Hobart	623210	100-150	Group home & rehab services
Hobart Public Schools	Hobart	611110	100-150	Education
Snyder Public Schools	Snyder	611110	50-100	Education
Helmerich & Payne Int'l Drilling Co	Hobart	213111	50-100	Oil & gas services
Kiowa County	Hobart	921110	50-100	Government
Ayers Nursing Home, Inc.	Snyder	623311	50-100	Health care
Hobart Living Center	Hobart	623110	50-100	Health care
Roger Mills County				
Roger Mills County	Cheyenne	921110	50-100	Government
Cheyenne Public Schools	Cheyenne	611110	50-100	Education
Hammon Independent Schools	Hammon	611110	50-100	Education

SOUTHWEST OKLAHOMA WIA MAJOR NON-MANUFACTURING EMPLOYERS, Continued

Company	City	NAICS	Employment Range	Product/Service
Farmer Supply & Transportation Co	Cheyenne	484220	50-100	Transportation
Roger Mills Memorial Hospital	Cheyenne	622110	50-100	Health care
Reydon Public School	Reydon	611110	25-50	Education
Washita County				
Halliburton Energy Services Inc	Burns Flat	213112	150-200	Oil & gas services
Western Technology Center	Burns Flat	611519	100-150	Education
Burns Flat-Dill City Schools	Burns Flat	611110	100-150	Education
Cordell Schools	Cordell	611110	100-150	Education
Cordell Christian Home	Cordell	623110	50-100	Health care
South Western OK Development Authority	Burns Flat	926110	50-100	Quasi-government council
Sewell Bros., Inc.	Cordell	237310	50-100	Construction
Washita County	Cordell	921110	50-100	Government
Sentinel Public Schools	Sentinel	611110	50-100	Education
City Of Cordell	Cordell	921110	50-100	Government
Source: 2009 Oklahoma Business Directory				

CONTACT INFORMATION

If you have any questions or comments about this WIA Profile, please contact:

Deidre Myers (405.815.5383) or Aldwyn Sappleton (405.815.5369)

Commerce Website: www.okcommerce.gov